



JOHANN STRAUSS VIRTUOSI

Soloists of the Schönbrunn Palace Orchestra
Vienna

TECHNICAL RIDER

**9 MUSICIANS
1 SOLOIST
1 TOUR MANAGER**



"Experience the magic and joy of Viennese music."

TO LEARN MORE ABOUT US, PLEASE VISIT OUR WEBSITE AT

www.johann-strauss-virtuosi.com



TABLE OF CONTENTS

03	STAGE INSTRUCTIONS
06	STAGE PLAN
08	ENSEMBLE CAST
08	LIST OF INSTRUMENTS
10	CARGO INFORMATION
11	ACCOMMODATION
11	FLIGHT TICKETS
12	CONTACT

This document outlines the essential technical requirements needed for flawless performance of the "Johann Strauss Virtuosi" Ensemble.

Its aim is to prevent any misunderstandings and ensure the event's success.

STAGE INSTRUCTIONS

PARKING

In the area behind the stage for one orchestra bus and one delivery truck.

STAGE

The stage should have a minimum width of 7 meters and a depth of 5 meters, divided into two sections:

- The area of the ensemble is 7 meters wide and 4 meters deep.
- The area in front of the ensemble for the soloist is 7 meters wide and 1 meters deep.

ENSEMBLE CHAIRS

- 7 chairs for the musicians
- 2 (small) extra chairs
- 1 percussion chair
- 1 double-bass-chairs (without arm-rests!)

MUSIC STANDS

- 8 music stands for the musicians are necessary. (like marked on stage plan, page 6)

LIGHTING PLAN

It depends on the concert program.

MERCHANDISING

The Merchandising of non-food articles is the exclusive right of PHI.
No charge may be made for the erection of stands.

MICROPHONES

Please have a look at the microphone arrangement on page 7.

FLORAL DECORATION

- Low-height floral decoration can be arranged across the complete width of the front edge of the stage. Hanging flowers are preferred (ferns, ivy, etc.).
- Plants with a strong aroma should not be chosen.
- The flowers should also have as little pollen as possible.
- The flowers should be placed on the morning of the performance.
- Approximately 20 small trees (1.5m – 2.0m high) are to be distributed to the right and left of the stage behind the barrier (in front of the visibility-protection barrier).

ENSEMBLE SET-UP

The set-up of the ensemble takes place on the day of performance after arrival.

ENSEMBLE REHEARSAL

- An ensemble rehearsal takes place after arrival.
- The rehearsal takes about maximum two hours and must be finished about 30 minutes before the audience enters the concert hall.

TOILETS

Sufficient clean toilets with wash possibilities for the number of people named above are to be provided behind the stage area.

CATERING

- Coffee, tea, juices, soft drinks (Coca-Cola, Fanta, Sprite, etc...) and mineral water in sufficient quantities **for 11 people** are to be available during the complete production time.
- Please don't forget necessities such as cups, mugs, spoons, sugar, milk, lemon juice, etc.

DRESSING ROOMS

- If possible, dressing room labelling is to be carried out by the promoter.
- The dressing rooms must be capable of being locked, and the key must be given to the PHI-tour manager.
- The heating and ventilation must be in operational condition.

Soloist:

The room should include the following:

- 1 table for drinks
- 2 chairs
- 1 waste basket
- 1 standing mirror with clamp lights
- clothing racks with clothes hangers

Ensemble women:

A room or tent for approximately 4 people with:

- appropriate seating, tables,
- storage space for instruments,
- 2 standing mirrors with clamp lights,
- sufficient large clothing racks with clothes hangers,
- ash trays & waste baskets.

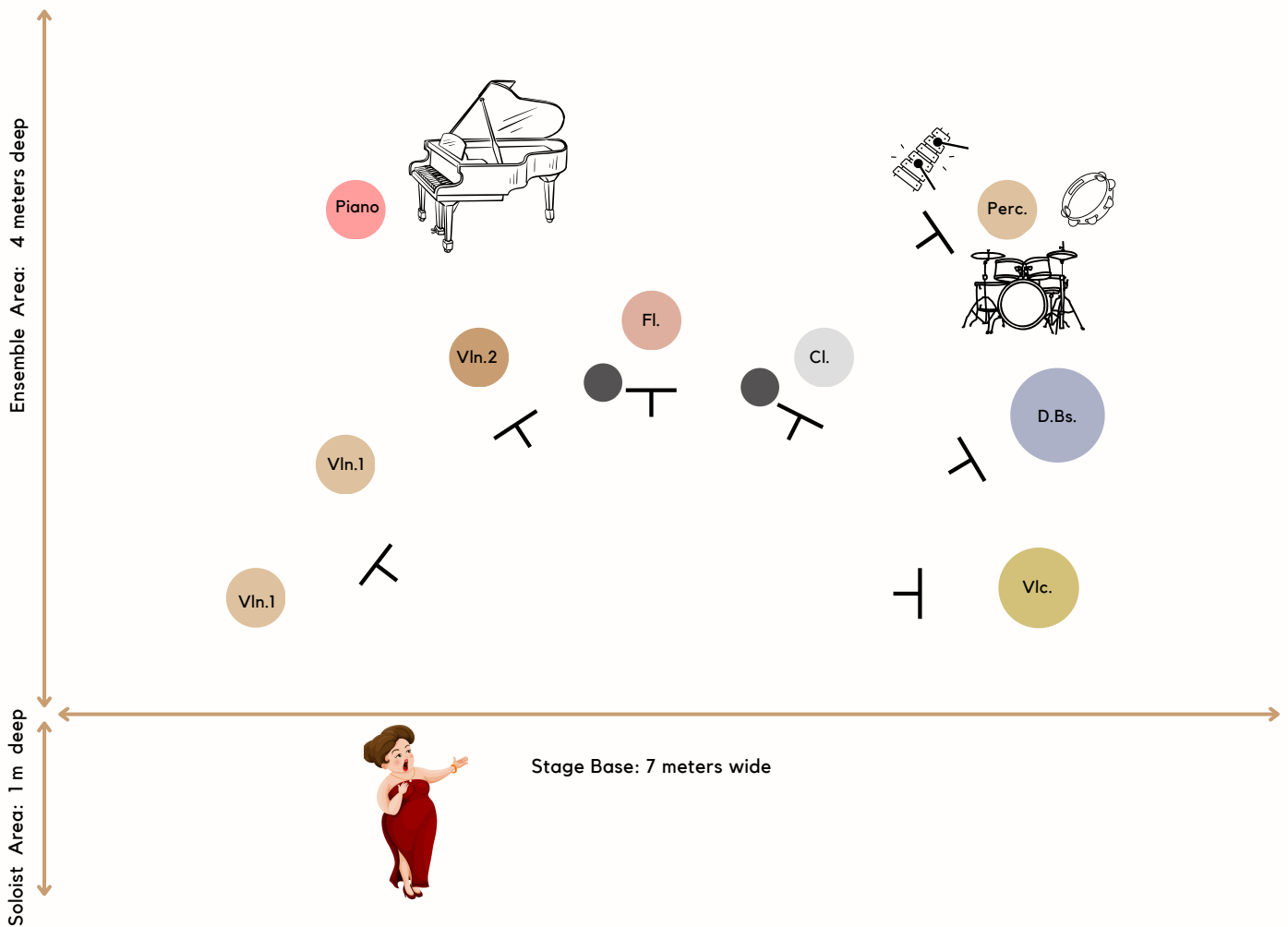
Ensemble men:

A room or tent for approximately 5 people with:

- appropriate seating, tables,
- storage space for instruments,
- 2 standing mirrors with clamp lights,
- sufficient large clothing racks with clothes hangers,
- ash trays & waste baskets.

STAGE PLAN

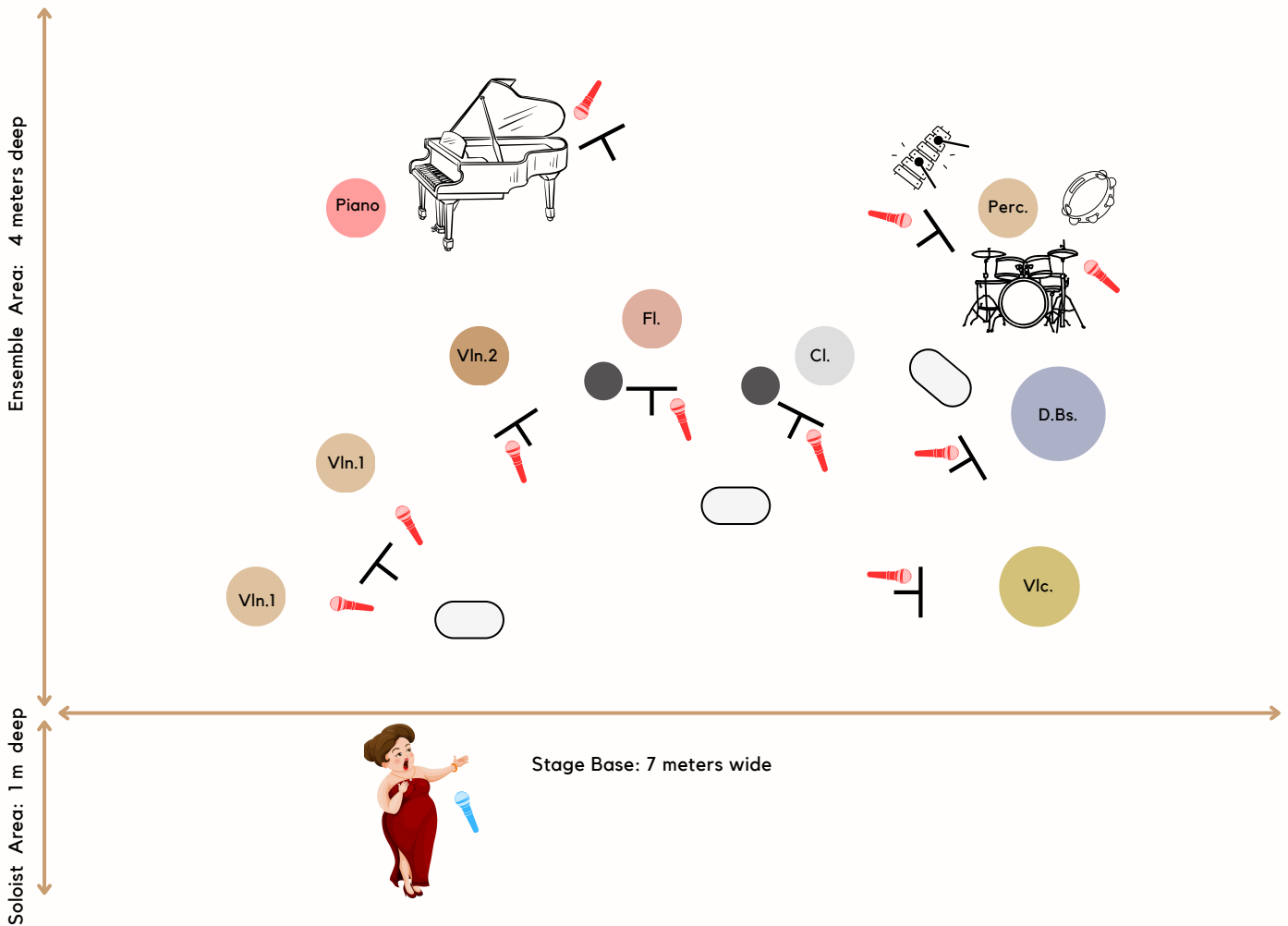
Natural Acoustics






- 8 musical stands: T
- 2 extra chairs: ●

STAGE PLAN

Microphone SET-UP



- 10 Microphones: All Microphones on Stands or hanging – NO pic up Mics! : 
- 1 MicroPorts for Singers (no hand held) : 
- 3 Monitor Speaker : 

ENSEMBLE CAST & LIST OF THE INSTRUMENTS

ENSEMBLE WITH 9 MEMBERS:

- 1 Flute (Fl.)
- 1 Clarinet (Cl.)
- 1 Percussion *) (Perc.)
- 2 First Violins (VI.1)
- 1 Second Violin (VI.2)
- 1 Violoncello (Vcl.)
- 1 Double Bass (D.Bs.) *)
- 1 E-Piano or Grand Piano **)

*) THE ENSEMBLE WILL BRING FROM VIENNA:

- 1 Double-Bass 4 String ("Mobilbass" - see Image on page 09)
- 1 complete Drum Set incl. High Hat, Snare Drum, Bass Drum,
- Cymbal with Stands*

***) THE LOCAL PRODUCER SHALL PROVIDE:

- 1 E-Piano (best would be a KAWAI DG30 or similar)
- *Cymbal with Stands – in case bringing own instrument is not an option



COMPLETE DRUM SET



"MOBILBASS"

CARGO INFORMATION

IN CABIN CARGO FOR ENSEMBLE:

(Extra flight tickets needed!)

AMOUNT	NAME	VOLUME in cm	WEIGHT approx.	CONTENT in <u>one</u> container
1	Cello Container	55 x 35 x 136	6,5 kg	1 Violoncello

CARGO FOR ENSEMBLE:

AMOUNT	NAME	VOLUME in cm	WEIGHT approx.	CONTENT in <u>one</u> container
1 *)	Snare Drum	approx. 40 x 40 x 20	10 kg	1 Snare Drum
1 *)	Big Drum - Container	50 x 79 x 70	15 kg	1 Big Drum
1 *)	Double Bass - Container	50 x 50 x 140	30 kg each	1 Double Bass ("Mobilbass")
1 *)	Percussion - Container	40 x 60 x 30	20 kg	Percussion Instruments

*) If it is not possible to bring own instruments, please see at
"THE LOCAL PROMOTER SHALL PROVIDE" on page 08.

ACCOMMODATION

ENSEMBLE MUSICIANS:

- 8 Standard Room
- 1 Superior Room (Concertmaster)

SOLOIST:

- 1 Superior Room

TOUR MANAGER:

- 1 Superior Room

TOTAL: 11 PERSONS

- 8 Standard Room
- 3 Superior Room

FLIGHT TICKETS

ENSEMBLE MUSICIANS:

- 9 Economy Class
- 1 Cello Ticket

SOLOIST:

- 1 Business Class

TOUR MANAGER:

- 1 Business Class

TOTAL: 12 TICKETS

- 9 Economy Class Ticket
- 2 Business Class Ticket
- 1 Cello Ticket



JOHANN STRAUSS VIRTUOSI

Soloists of the Schönbrunn Palace Orchestra
Vienna

We are looking forward to our upcoming performance at your venue.
If you have any questions about the technical requirements,
please don't hesitate to reach out to us.

Peter Hosek, MA

Managing Director

peter.hosek@imagevienna.com

Mag. Maša Prebanda

Project Manager

masa.prebanda@imagevienna.com

